

What I Need to Know: Y3 Music – SUMMER TERM




MUSICAL MOTIFS – The Romans

We nurture the curiosity to learn, the courage to lead and the compassion to care.

Name:

Class:

We are learning how to recognize musical motifs in various pieces of music, and how musical motifs can be varied within musical compositions. We will be learning to sing motifs from Roman songs, linked to our history work on The Romans, and will be composing our own musical motif and variation both vocally and on tuned percussion.

 Create, Communicate & Evaluate	Met
Create repeated motifs on a tuned instrument.	
Develop and perform different versions of a musical motif as an ensemble on tuned percussion.	
 Question, Reason, Discuss & Explain	Met
Explain what a motif is in music and why they are a key part of a composition	
Discuss the ways in which musical motifs are changed and varied within a piece of music (eg Beethoven's Fifth Symphony).	
Discuss the way motifs have been varied and developed within my own and others' compositions.	
 Know & Do	Met
Sing in tune and in time with the musical pulse.	
Understand that a musical motif is a short repeated musical pattern.	
Explore different musical motifs (eg: the ' <i>Roman Roads</i> ' song, and Beethoven's Fifth Symphony)	
Demonstrate how I can stay in time and in tune with other singers when performing.	
Begin to read and use basic musical notation (quavers, crotchets, minims) to develop a musical motif with a rhythmic pattern.	
Experiment with basic transposing skills: changing the starting note, or altering the note values in order to change the rhythms of the motif.	

Vocabulary I need to know...
motif, melody, rhythm, transpose, variation, backing track, baseline, call and response, compose, crotchet, dotted minim, quavers, flats, graphic notation, listen, repeat, instrument, percussion, Semibreve, lyrics, pitch, repeated patterns, ostinato, key signature, transpose

Opportunities to support English and Maths
<ul style="list-style-type: none"> Counting in 1s, 2s, and 4s in order to create a rhythm for a musical motif – and then notate it. Use English skills to create my own lyrics for a <i>Roman Soldiers</i>' song for example.

Curriculum Links and Enrichment Activities
<ul style="list-style-type: none"> Perform to other groups within Year 3 Class assembly performance Cross-curricular links to The Romans in Topic work (History)

Respect

Responsibility

Reflection

Resilience