




What I Need to Know: Y4 Music – AUTUMN TERM

ROCK AND ROLL

We nurture the curiosity to learn, the courage to lead and the compassion to care.

Name:

Class:

 Create, Communicate & Evaluate	Met
Perform a rock and roll song on my own and in a group.	
Perform a hand jive sequence whilst singing a well-known rock and roll song	
 Question, Reason, Discuss & Explain	Met
Explain the features of Rock and Roll music, using appropriate vocabulary.	
Discover ways in which sounds are combined to create certain musical effects on different instruments.	
Discuss the music I hear, using a wider range of musical vocabulary.	
Describe and appreciate a composition.	
 Know & Do	Met
Know key facts about the history of Rock and Roll music.	
Begin to identify the character of Rock and Roll music.	
Sing in a small group, in time and in tune.	
Explore Rock and Roll rhythms and learn how to move in time to the beat (learning a basic hand jive).	
Use musical notation to record my compositions.	
Play a walking bass line on a tuned percussion instrument.	

Vocabulary I need to know...

Rock and Roll, Blues, chords, rhythm, walking bass line, vocals, lyrics, glockenspiel, sharp notes, tuned percussion, dynamics, style, tempo notation, Hand Jive.

Opportunities to support English and Maths

- Rhythm – counting in 4s
- Research and written information on the historical context of 1950s / the birth of Rock and Roll

Curriculum Links and Enrichment Activities

- Class assembly or performing to the rest of class/year group