




# What I Need to Know: Y5 Computing: Creating Media – Video Production

*We nurture the curiosity to learn, the courage to lead and the compassion to care.*

Name:

Class:

For the next 6 weeks we will learn to create short videos by working in pairs or groups. We develop skills of capturing, editing and manipulating video and various filming techniques. We will work step by step from conception to completion of a project. Finally, we will create a video report related to our science projects on space.

 <b>Create, Communicate &amp; Evaluate</b>	
<ul style="list-style-type: none"> <li>• Create a newsroom &amp; make a report about a moon landing or discovery in space</li> </ul>	
 <b>Question, Reason, Discuss &amp; Explain</b>	
<ul style="list-style-type: none"> <li>• Explain what makes a video effective</li> </ul>	
<ul style="list-style-type: none"> <li>• Explain that video is a visual media format</li> </ul>	
<ul style="list-style-type: none"> <li>• Consider &amp; explain my choice of different filming techniques for a given purpose</li> </ul>	
<ul style="list-style-type: none"> <li>• Select appropriate tools to make edits to my video &amp; improve my final outcome</li> </ul>	
<ul style="list-style-type: none"> <li>• Evaluate my video and share my opinions</li> </ul>	
<ul style="list-style-type: none"> <li>• Recognise that my choices when making a video will impact on the quality of the final outcome</li> </ul>	
 <b>Know &amp; Do</b>	
<ul style="list-style-type: none"> <li>• Identify features of videos &amp; compare features in different videos</li> </ul>	
<ul style="list-style-type: none"> <li>• I know what to do if I see content online that makes me feel uncomfortable</li> </ul>	
<ul style="list-style-type: none"> <li>• Identify digital devices that can record video</li> </ul>	
<ul style="list-style-type: none"> <li>• Experiment using a range of filming techniques</li> </ul>	
<ul style="list-style-type: none"> <li>• Create and save video content</li> </ul>	

## Vocabulary I need to know...

video, audio, recording, storyboard, script, soundtrack, dialogue, capture, zoom, storage, digital, tape, AV (audiovisual), videographer, video techniques, zoom, pan, tilt, angle, YouTuber, content, camera, colour, export, trim/clip, titles, end credits, timeline, transitions, soundtrack, retake/reshoot, special effects, constructive feedback

## Opportunities to support English and maths

- Skim and scan texts to retrieve information or quotes quickly and accurately
- Summarise main ideas within a short news report
- Apply knowledge of playscripts to create a suitable script for our news report.
- Make and justify choices with appropriate evidence
- Provide reasoned justifications for their views, quoting skills and techniques learned in the unit

## Curriculum Links and Enrichment Activities

- Science – use facts from our science lessons and the space experience day for our video production

**Respect**

**Responsibility**

**Reflection**

**Resilience**