




What I Need to Know: Y6 Computing: Creating Media – Webpage Creation

We nurture the curiosity to learn, the courage to lead and the compassion to care.

Name:

Class:

For the next 6 weeks we will learn to create websites for a chosen purpose. We will identify what makes a good web page and use this information to design and evaluate our own website using Google Sites. We will learn about copyright and fair use of media. We will consider the look of our website and how easy it is for users to navigate.

 Create, Communicate & Evaluate	
<ul style="list-style-type: none"> Collaborate in groups to produce a webpage related to topic or science unit. 	
 Question, Reason, Discuss & Explain	
<ul style="list-style-type: none"> Review & explore existing websites & discuss the different types of media used on them 	
<ul style="list-style-type: none"> Evaluate what my webpage looks like on different devices and suggest/make edits 	
<ul style="list-style-type: none"> Explain what a navigation path is 	
<ul style="list-style-type: none"> Describe and explain why navigation paths are useful 	
<ul style="list-style-type: none"> Recognise & explain the implications of linking to content owned by other people 	
 Know & Do	
<ul style="list-style-type: none"> Know that websites are written in HTML 	
<ul style="list-style-type: none"> Recognise the common features of a web page 	
<ul style="list-style-type: none"> Add content to my own web page 	
<ul style="list-style-type: none"> Preview what my web page looks like & know why this is important 	

Vocabulary I need to know...
website, web page, browser, media, Hypertext Markup Language (HTML), layout, header, media, purpose, copyright, fair use, evaluate, preview, device, breadcrumb, trail, navigation, hyperlink, subpage, implication, external link, embed

Opportunities to support English and maths
<ul style="list-style-type: none"> Skim and scan texts to retrieve information or quotes quickly and accurately Summarise main ideas from more than one paragraph Summarise science / topic facts and consider the key points to use as content for a webpage

Curriculum Links and Enrichment Activities
<ul style="list-style-type: none"> Create a webpage related to science or topic unit.(light, electricity, The Mayans)