




# What I Need to Know: Y4 Computing Creating Media - Photo Editing

*We nurture the curiosity to learn, the courage to lead and the compassion to care.*

In this unit, we will learn how digital images can be changed and edited, and how they can then be resaved & reused. We will consider the impact that editing images can have & evaluate the effectiveness of our choices.

 <b>Create, Communicate &amp; Evaluate</b>	
Create a book cover or poster using edited images and text	
 <b>Question, Reason, Discuss &amp; Explain</b>	
Explain how the composition of digital images can be changed & why people change them	
Explain how colours can be changed in digital images and how that may affect the viewer	
Explain that images can be combined and explain why they may be edited this way	
Discuss why we need to consider whether an image online has been retouched and edited	
Explain why some countries have laws to tell you if an image has been edited	
 <b>Know &amp; Do</b>	
Use photo editing software to edit, crop and rotate an image	
Add and remove parts of a composition using cloning	
Combine text and images in a project	
Review images and use feedback to make changes to a project	
Know that media, advertisers and online content can be altered and edited to appear real	
<b>Vocabulary I need to know...</b>	
digital, crop, undo, save, search, copyright, composition, save, pixels, rotate, flip, adjustments, effects, colours, hue/saturation, sepia, version, illustrator, clone, re-colour, magic wand, sharpen, brighten, fake, real, composite, background, foreground, retouch, paste, alter, publication, elements, original, font style, border, layer	
<b>Opportunities to support English and maths</b>	
<ul style="list-style-type: none"> <li>Summarise main reasons for editing work and justify why people edit images</li> <li>Provide reasoned justifications for their views, making reference to online content</li> </ul>	
<b>Curriculum Links and Enrichment Activities</b>	
<ul style="list-style-type: none"> <li>Use iPads and photography in all curriculum subjects and use editing and cloning to amend them</li> </ul>	