




# What I Need to Know: Y5 Music – SPRING TERM BLUES MUSIC

*We nurture the curiosity to learn, the courage to lead and the compassion to care.*

Name:

Class:

This half term we will be learning about the features of Blues music and the historical and cultural context. We will learn how to play a twelve-bar blues scale, and explore improvisation using the notes of the twelve-bar blues in different orders.

 <b>Create, Communicate &amp; Evaluate</b>	Met
Perform an improvisation using the notes of the Blues scale and maintaining a clear rhythm whilst performing.	
Compare, discuss and evaluate my own and others' performances using appropriate musical vocabulary.	
 <b>Question, Reason, Discuss &amp; Explain</b>	Met
Explain what a chord is in musical terms.	
Explore improved Blues music by playing the notes of the blues scale out of order.	
Describe and compare different compositions using appropriate musical vocabulary.	
Explain the context and meaning of Blues music, with reference to the blues scale.	
 <b>Know &amp; Do</b>	Met
Identify and name three key features of Blues music	
Sing Blues songs in tune, using vocal expression convey meaning.	
Play the chord of C sixteen times, maintaining the pulse.	
Know and play the notes of the Blues scale in the correct order – both ascending and descending.	
Play the notes of the Blues scale out of order in an improvisation.	

## Vocabulary I need to know...

Blues, the blues scale, bent note, origin, 12 bar blues, chord, improvisation

## Opportunities to support English and Maths

- Rhythm – using the 12-bar blues
- Research and written information on the historical context of Blues music

## Curriculum Links and Enrichment Activities

- Class assembly or performing to the rest of class/year group
- Links with Historical study of Blues music within American culture

**Respect**

**Responsibility**

**Reflection**

**Resilience**