




What I Need to Know: Y6 Music – SPRING TERM WW1 AND WW2 MUSIC

We nurture the curiosity to learn, the courage to lead and the compassion to care.

Name:

Class:

This term we will be listening to and learning a variety of songs from WW1 and WW2, comparing the style of the songs from each of these periods using key musical vocabulary and working on our performance of these songs with attention to pitch, melody, harmony, meaning and expression.

 Create, Communicate & Evaluate	Met
Work as a group to perform war songs, keeping in time and using expression to communicate meaning.	
 Question, Reason, Discuss & Explain	Met
Identify the way that features of a song can complement one another to create a coherent overall effect.	
Recognise that different forms of notation serve different purposes, (comparing Kodaly and traditional stave music notation)	
Compare songs from WW1 (jovial) and WW2 (sentimental) and suggest reasons for this change of tone.	
Revise and use basic musical concepts (eg beat rhythm, phrase, repetition, dynamics, ascending and descending melody) when discussing music from WW1 and WW2.	
Use the Italian music terms (eg: adagio, allegro, amoroso, animato, cantabile, con brio, delicato, legato, marziale, rubato) to compare different pieces of music from this time.	
 Know & Do	Met
Understand the context, meaning and purpose of various songs from WW1 and WW2.	
Learn to sing songs from WW1 and WW2, staying in time and in tune.	
Compose and notate a melody line, and an ostinato for word phrases from a song.	
Notate a melody using different pitches across a whole octave.	
Sing with increased accuracy (pitch and control) using expression and varying dynamics.	
Perform my part with accuracy and fluency – following graphic and staff notation as well as my own notation.	
Perform my part, whilst others perform their part, staying in time and in tune.	

Vocabulary I need to know...

Pitch, melody, ostinato, ascending, descending, octave, staff notation, graphic notation, jovial, sentimental, dynamics, phrase, rhythm, beat, adagio, allegro, amoroso, animato, cantabile, con brio, delicato, legato, marziale, rubato

Opportunities to support English and Maths

- Rhythm – understanding and applying appropriate beat length (minims, crotchets, quavers etc) to my singing
- English link with WW2 Poetry unit.

Curriculum Links and Enrichment Activities

- Class assembly or performing to the rest of class/year group
- WW2 Art work

Respect

Responsibility

Reflection

Resilience