




What I Need to Know: Y5 Music – AUTUMN TERM

HOLST – THE PLANETS

We nurture the curiosity to learn, the courage to lead and the compassion to care.

Name:

Class:

 Create, Communicate & Evaluate	Met
Play and maintain a complex rhythmic phrase – up to 12 beats – in an ensemble that features other, simpler rhythms and pulse.	
 Question, Reason, Discuss & Explain	Met
Explore the different effects of ostinatos in a piece of classical music.	
Describe and compare different kinds of music using appropriate and broad musical vocabulary.	
Distinguish between layers of sound, understand and explain their combined effects	
 Know & Do	Met
Learn key facts about the history of Music, the classical music genre.	
Begin to identify the character of classical music and the Planets Suite by Holst.	
Organise phrases of music into different structures (eg AB or ABA)	
Create a simple ostinato to reflect 2 contrasting moods.	
Perform ostinato phrases up to 8 beats.	
Perform my part, whilst others perform their part, staying in time.	

Vocabulary I need to know...

Holst, The Planets Suite, classical music, ostinato, layering, AB structure, ABA structure, compose, contrast, mood, tone, ensemble, texture.

Opportunities to support English and Maths

- Rhythm – counting and layering in various rhythms up to 12 beats
- Research and written information on the historical context of classical music, and the composer Holst.

Curriculum Links and Enrichment Activities

- Class assembly or performing to the rest of class/year group
- Links with the Solar System unit in Topic / Science