




What I Need to Know: Y4 Computing: Creating Media – Audio Production

We nurture the curiosity to learn, the courage to lead and the compassion to care.

Name:

Class:

For the next 6 weeks, we will be working to create our own podcasts. We will identify the input device (microphone) and output devices (speaker or headphones) required to work with sound digitally. We will discuss ownership of digital audio and copyright implications. We will use Audacity to produce a podcast, edit our work, add multiple tracks and save audio files.

 Create, Communicate & Evaluate	
Create a podcast related to an aspect of topic learning on Ancient Egypt & evaluate the use of audio	
 Question, Reason, Discuss & Explain	
• Explain that audio recordings can be edited	
• Recognise the different parts of creating a podcast project	
• Apply audio editing skills independently	
• Review the content and quality of my recordings. then discuss & explain how to improve them	
• Explain the difference between saving a project and exporting an audio file	
• I can choose appropriate edits to improve my podcast	
 Know & Do	
• Identify that sound can be recorded	
• Identify input and output devices needed to record and play sound	
• Use a computer to record audio	

Vocabulary I need to know...
audio, record, playback, microphone, speaker, headphones, input, output, start, stop, podcast, save, file, selection, edit, mixing, time shift, export, MP3, evaluate, feedback

Opportunities to support English and maths
<ul style="list-style-type: none"> • Plan what to say in a podcast script and include ideas for sound effects • Apply knowledge of playscripts to my podcast script writing

Curriculum Links and Enrichment Activities
<ul style="list-style-type: none"> • Demonstrate topic knowledge and facts in my podcast